



THIS PAGE INTENTIONALLY LEFT BLANK







Figure J.3.1: First Floor Rotunda, With the South Entrance to the Right and the Governor's Office Entrance at Center.





Figure J.3.2: Rotunda Ceiling.



Figure J.3.3: Rotunda Ceiling.






Figure J.3.4: First Floor Rotunda, With the South Entrance to the Right and the Governor's Office Entrance at Center.



Figure J.3.5: Third Floor Rotunda Balcony, Looking South.





Figure J.3.6: Rotunda Laylight.







Figure J.3.7: East Monumental Stair Connecting the First and Second Floors.





Figure J.3.8: South Entrance Doors from the First Floor Rotunda.







Figure J.3.9: East Monumental Stair Connecting the First and Second Floors.





Figure J.3.10: North Entrance Doors from the First Floor Rotunda.







Figure J.3.11: Second Floor Rotunda Balcony, Looking South.





Figure J.3.12: Second Floor Rotunda Balcony, Looking Southeast.







Figure J.3.13: Third Floor Rotunda Balcony, Looking Northeast.





Figure J.3.14: Third Floor Rotunda Balcony, Looking East.







Figure J.3.15: First Floor Corridor, Looking East Toward the Governor's Portrait Gallery Entrance.





Figure J.3.16: First Floor Corridor, Looking West Toward the Governor's Portrait Gallery Entrance.







Figure J.3.17: First Floor Corridor, Looking East Toward the Attorney General's Office.





Figure J.3.18: First Floor Corridor, Looking West Toward the Communicating Stair Connecting the Basement and First Floor Levels.







Figure J.3.19: First Floor Corridor, Looking East Toward the Communicating Stair Connecting the Basement and First Floor Levels.





Figure J.3.20: First Floor Corridor, Looking West.







Figure J.3.21: First Floor Corridor, Looking West Toward the West Entrance Doors.





Figure J.3.22: Second Floor Corridor, Looking West Toward the Monumental Stair Connecting the First and Second Floor Levels.







Figure J.3.23: Second Floor Corridor, Looking East Toward the House Chambers.





Figure J.3.24: Third Floor Corridor, Looking East Toward the Rotunda.







Figure J.3.25: Third Floor Corridor, Looking West Toward the Rotunda.





Figure J.3.26: Third Floor Corridor, Looking East.







Figure J.3.27: Third Floor House Chamber Balcony.





Figure J.3.28: Third Floor House Chamber Balcony, Looking East Toward the Dais.







Figure J.3.29: Second Floor House Chamber, Looking East Toward the Dais.





Figure J.3.30: Second Floor House Chamber Corridor, Looking South.







Figure J.3.31: Second Floor House Chamber Corridor, Looking North.





Figure J.3.32: House Chamber Light Fixture.








Figure J.3.33: House Chamber Laylight Orthophoto.





Figure J.3.34: Senate Chamber Laylight.



J.3.34



Figure J.3.35: Senate Chamber Laylight.





Figure J.3.36: Third Floor Senate Chamber Balcony.





Figure J.3.37: Senate Chamber Floor, Looking Southeast.







Figure J.3.38: Senate Chamber Floor, Looking East.





Figure J.3.39: Second Floor Senate Chamber Corridor, Looking North.







Figure J.3.40: Senate Chamber Light Fixture.



Figure J.3.41: Senate Chamber Light Fixture.





Figure J.3.42: Second Floor Senate Chamber Lobby.





## J.4 “As-Found” Artwork Photographs

### PREAMBLE

The artwork that populates the grounds and interior of the Wyoming State Capitol not only contributes to the character and aura of the building; the pieces reflect the spirit and history of the state, acting as both symbols and reminders to occupants and visitors alike. Photography of the existing Capitol artwork a critical component of the “as-found” condition, therefore the location of the artwork is documented as part of the record prior to the commencement of construction work. Documentation of these pieces will enable the Design Team to account for them as part of the Level III services, ensuring that they are properly protected during the construction phase and incorporated into the restored Capitol as determined by the state of Wyoming.

The “As-Found” Artwork Photographs are presented in the following order:

1. Exterior Sculptures
  - a. South Plaza Sculptures [Chief Washake and Esther Hobart Morris]
  - b. Steamboat
  - c. Bison
2. Interior Artwork
  - a. Allen Tupper True Murals







THIS PAGE INTENTIONALLY LEFT BLANK







Figure J.4.1: Sculpture of Chief Washakie, Located on the West Side of the South Capitol Plaza.



Figure J.4.2: Sculpture of Esther Hobart Morris, Located on the East Side of the South Capitol Plaza.





Figure J.4.3: Sculpture of the “Spirit of Wyoming,” Located in the Center of the West Capitol Lawn.



Figure J.4.4: Sculpture of the “Spirit of Wyoming,” Located in the Center of the West Capitol Lawn.






Figure J.4.5: Bronze Bison Statue Located in the Center of the East Capitol Lawn.





Figure J.4.6: House Chambers Mural by Allen Tupper True, Depicting the “Trappers.”



Figure J.4.7: House Chambers Mural by Allen Tupper True, Depicting the “Homesteaders.”







Figure J.4.8: House Chambers Mural by Allen Tupper True, Depicting the “Cattlemen.”



Figure J.4.9: House Chambers Mural by Allen Tupper True, Depicting the “Stage-Coach.”





Figure J.4.10: Senate Chambers Mural by Allen Tupper True, Depicting the "Railroad Buildings and Surveyors."



Figure J.4.11: Senate Chambers Mural by Allen Tupper True, Depicting the "Pony Express Rider."





**Figure J.4.12:** Senate Chambers Mural by Allen Tupper True, Depicting the "Indian Chief Cheyenne."



**Figure J.4.13:** Senate Chambers Mural by Allen Tupper True, Depicting the "Frontier Cavalry Officer."













# HDR

HDR Architecture, Inc.  
1670 Broadway  
Suite 3400  
Denver, CO 80202  
303.764.1520

# PDP

Preservation Design Partnership, LLC  
30 South 17th Street  
Suite 1301  
Philadelphia, PA 19103  
215.842.3388

# PLAN

ARCHITECTS

Plan One/Architects  
4020 Dewar Drive  
Suite A  
Rock Springs, WY 82901  
307.352.2954